

Product Safety Guide

(LJ3700D / LJ3700DN / LJ3800DN / LJ3800DW / M8600DN / M8900DNF)

Please read this guide before attempting to operate the product, or before attempting any maintenance. Failure to follow these instructions may result in an increased risk of fire, electrical shock, burns or suffocation. Lenovo shall not be liable for damage caused where the product owner has failed to follow the instructions set out in this guide.

Read all of the instructions. Save them for later reference.

Symbols and conventions used in the documentation

The following symbols and conventions are used throughout the documentation.

WARNING

WARNING indicates a potentially hazardous situation which, if not avoided, could result in death or serious injuries.

CAUTION

CAUTION indicates a potentially hazardous situation which, if not avoided, may result in minor or moderate injuries.

Important

Important indicates a potentially hazardous situation which, if not avoided, may result in damage to property or loss of product functionality.



Prohibition icons indicate actions that must not be performed.



Electrical Hazard icons alert you to possible electrical shock.



Fire Hazard icons alert you to the possibility of fire.



Hot Surface icons warn you not to touch product parts that are hot.



Notes tell you how you should respond to a situation that may arise or give tips about how the operation works with other features.

Bold

Bold typeface identifies specific buttons on the product's control panel or on the computer screen.

Italics

Italicized typeface emphasizes an important point or refers you to a related topic.

Courier New

Text in the Courier New font identifies messages on the LCD of the product. (LJ3800DW only)

[XXXX]

Text in brackets identifies messages on the LCD of the product. (M8600DN and M8900DNF only)

Follow all warnings and instructions marked on the product.



Note

- Not all models are available in all countries.
- The illustrations in this guide show the LJ3800DW and M8900DNF.

Compilation and Publication Notice

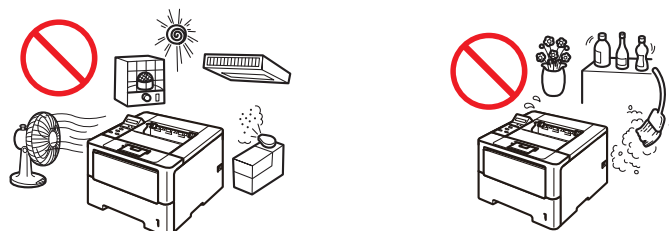
Under the supervision of Lenovo (Beijing) Limited, this manual has been compiled and published, covering the latest product descriptions and specifications.

The contents of this manual and the specifications of this product are subject to change without notice.

Lenovo reserves the right to make changes without notice in the specifications and materials contained herein and shall not be responsible for any damages (including consequential) caused by reliance on the materials presented, including but not limited to typographical and other errors relating to the publication.

Choose a safe location for your product

Put your product on a flat, level, stable surface that is free of vibration and shocks, such as a desk. Put the product near a telephone socket (M8900DNF only) and a standard earthed electrical socket. Choose a location where the temperature remains between 10°C and 32.5°C and the humidity is between 20% to 80% (without condensation).



WARNING



DO NOT expose the product to direct sunlight, excessive heat, open flames, corrosive gasses, moisture or dust. Doing so may create a risk of an electrical shock, electrical short or fire. It may also damage the product and/or render it inoperable.



DO NOT place the product near heaters, air conditioners, electrical fans, refrigerators, or water. Doing so may create the risk of a short circuit or fire, as water may come into contact with the product (including condensation caused by heating/air conditioning/ventilation equipment).



DO NOT place the product near chemicals or in a place where chemical spillage could occur. In particular organic solvents or liquids may cause the casing and/or cables to melt or dissolve, risking fire or electric shock. They may also cause the product to malfunction or become discoloured.



DO NOT put the product in a location that blocks or obstructs any slot or opening in the product. These slots and openings are provided for ventilation. Blocking the product's ventilation could create a risk of overheating and/or fire.

Instead:

- Keep a gap of at least 150 mm between the ventilation hole and the wall.
 - Place the product on a solid surface. DO NOT place the product on a bed, sofa, rug, or other similar soft surface.
 - DO NOT place this product near or over a radiator or heater.
 - DO NOT place this product in a “built-in” installation unless adequate ventilation is provided.
-

CAUTION

Avoid placing your product in a high-traffic area. If you must place it in a high-traffic area, ensure that the product is in a safe location where it cannot be accidentally knocked-over, which could cause injury to you or others and serious damage to the product. Also ensure that cords are secured so as not to pose a tripping hazard.

DO NOT connect your product to electrical sockets controlled by wall switches or automatic timers, or to the same circuit as large appliances, such as an air conditioner, copier, shredder, etc. that might disrupt the power supply.

DO NOT eat the silica gel pack. Please throw away. If ingested seek medical attention immediately.

DO NOT place heavy objects on the product. DO NOT place this product on an unstable cart, stand, or table. The product is heavy and may fall, causing injury to you, and serious damage to the product. For M8600DN and M8900DNF, there is an added risk of injury if the scanner glass should break. Particularly, if you have children, please make sure the product is located in a safe position.

! Important

- DO NOT put objects on top of the product. Doing so could increase the risk of overheating should the product malfunction.
 - DO NOT place anything in front of the product that will block printed documents or faxes (M8900DNF only).
 - DO NOT place your product next to sources of interference, such as speakers or the base units of cordless telephones. Doing so may interfere with the operation of the product's electronic components.
 - Disruption of power can delete information from the product's memory.
-


General precautions

WARNING

Plastic bags are used in the packing of your product. To avoid danger of suffocation, keep these plastic bags away from babies and children. Plastic bags are not toys.



- DO NOT put a toner cartridge or a toner cartridge and drum unit assembly into a fire. It could explode, resulting in injuries.
- DO NOT use flammable substances near the product. DO NOT use any type of spray to clean the inside or outside of the product. Doing so may cause a fire or electrical shock. For instructions on how to clean the product: >> User's Guide: *Routine Maintenance*.



DO NOT use a vacuum cleaner to clean up scattered toner. Doing this might cause the toner dust to ignite inside the vacuum cleaner, potentially starting a fire. Please carefully clean the toner dust with a dry, lint-free soft cloth and dispose of it according to local regulations.



Unplug this product from the wall socket before cleaning the product and the scanner glass (M8600DN and M8900DNF only). DO NOT use liquid or aerosol cleaners. Use a dry, lint-free soft cloth for cleaning.



Avoid using this product during an electrical storm. There may be a remote risk of electric shock from lightning.

Be careful not to inhale the toner powder. In the unlikely event that toner is inhaled, please follow these steps immediately:

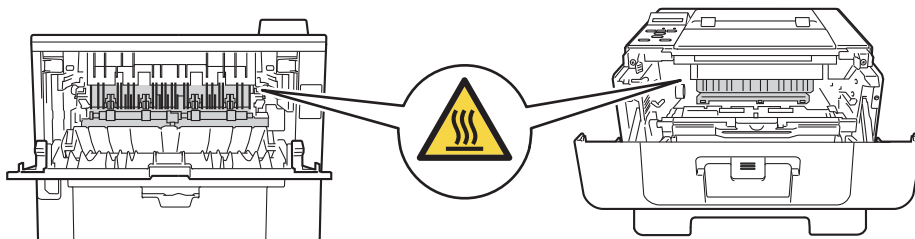
- Move to an area with plenty of fresh air.
- Gargle and rinse your mouth out with plenty of water.
- If you develop a cough or any other symptoms brought on by the inhalation of the toner, please consult your doctor immediately.

If you happen to swallow some toner powder, rinse your mouth and drink plenty of fresh water to dilute the toner. Then, please consult your doctor immediately.



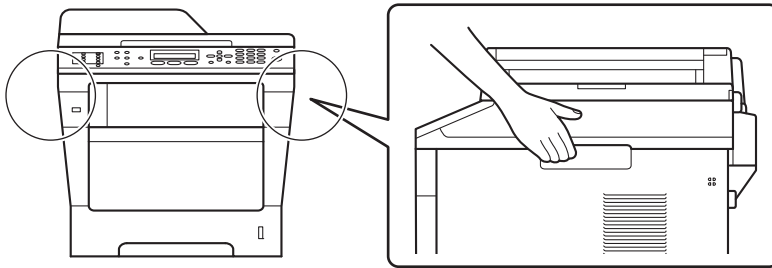
HOT SURFACE

After you have just used the product, some internal parts of the product will be extremely hot. Wait at least 10 minutes for the product to cool down before you touch the internal parts of the product.



(M8600DN and M8900DNF only)

When moving the product, grasp the side handholds firmly from the front of the product. The side handholds are located under the scanner. DO NOT carry the product by holding it at the bottom.



If you use a Lower Tray, DO NOT carry the product with the Lower Tray as you may be injured or cause damage to the product because it is not attached to the Lower Tray.




(M8900DNF only)

Use caution when modifying telephone lines. Never touch exposed telephone wiring or terminals unless the telephone line has been unplugged at the wall socket. Never fit telephone wiring during a lightning storm. Never fit a telephone wall socket in a wet location. Doing this might cause an electrical shock.

CAUTION

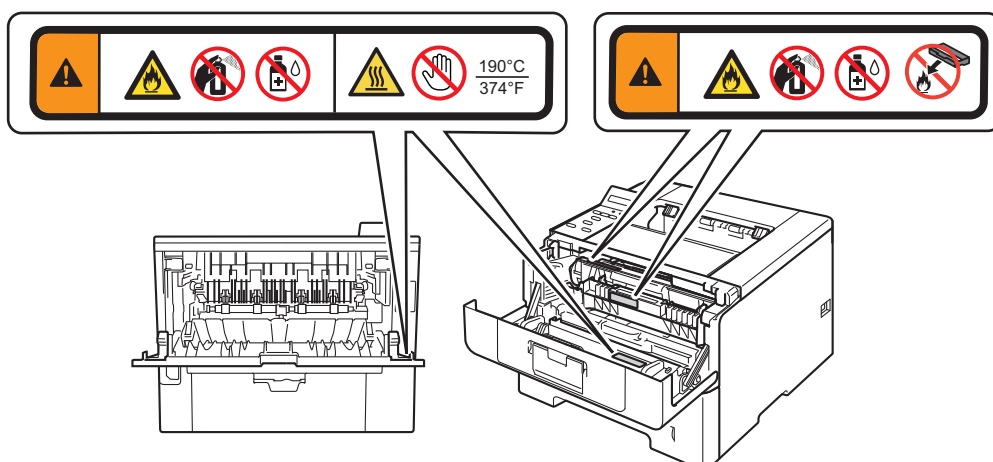
(M8600DN and M8900DNF only)

To prevent injuries, be careful not to put your fingers in the areas shown in the illustrations.



! Important

DO NOT remove or damage any of the caution or warning labels inside the product.

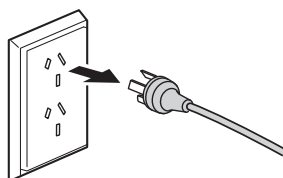


Connecting the product safely


WARNING



There are high voltage electrodes inside the product. Before you clean the inside of the product, make sure you have unplugged the telephone line cord first (M8900DNF only) and then the power cord from the electrical socket. Doing this will prevent an electrical shock.



DO NOT handle the plug with wet hands. Doing this might cause an electrical shock.



Always make sure the plug is fully inserted.



This product should be connected to an AC power source within the range indicated on the rating label. DO NOT connect it to a DC power source or inverter. If you are not sure, contact a qualified electrician.



DO NOT allow anything to rest on the power cord. DO NOT place this product where people can walk on the cord.



To ensure safe operation, the supplied three-pin plug must be inserted only into a standard three-pin electrical socket that is properly earthed through the standard electrical wiring.



Use only the power cord supplied with this product.



DO NOT place this product in a position where the cord is stretched or strain is otherwise put on the cord. Doing so may cause the cord to become worn or frayed.



DO NOT use the product if the power cord is frayed or damaged. Doing so may cause an electrical shock or a fire.



We strongly recommend that you DO NOT use any type of extension cord.

Important Safety Instructions

- 1 This product is equipped with a 3-wire grounding type plug, a plug having three pins. This plug will fit into only a grounding-type power outlet. This is a safety feature. If you are unable to insert the plug into the outlet, contact your electrician to replace your obsolete outlet. **DO NOT** defeat the purpose of the grounding-type plug.
- 2 **DO NOT** place anything on top of the power cord including this product. **DO NOT** allow the power cord to be stepped on.
- 3 **DO NOT** touch a document during printing.
- 4 Never push objects of any kind into this product through cabinet slots, since they may touch dangerous voltage points or short out parts resulting in the risk of fire or electric shock. Never spill liquid of any kind on the product.
- 5 Unplug this product from the wall outlet and refer servicing to Authorized Service Personnel under the following conditions:
 - If the power cord is damaged or frayed.
 - If the product has been spilled by liquid.
 - If the product has been exposed to rain or water.
 - If the product does not operate normally when the operating instructions are followed. Adjust only those controls that are covered by the operating instructions. Incorrect adjustment of other controls may result in damage and will often require extensive work by a qualified technician to restore the product to normal operation.
 - If the product has been dropped or the casing has been damaged.
 - If the product exhibits a distinct change in performance, indicating a need for service.



WARNING



For protection against the risk of electrical shock, always disconnect all cables from the wall outlet before servicing, modifying or installing the equipment.

! Important

- This equipment may not be used on coin service lines provided by the telephone company or connected to party lines. (M8900DNF only)
- Lenovo cannot accept any financial or other responsibilities that may be the result of your use of this information, including direct, special or consequential damages. There are no warranties extended or granted by this document.

Servicing the product

DO NOT attempt to service this product yourself because opening or removing covers may expose you to dangerous voltage points and other risks and may void your warranty. Call your Lenovo customer service.

WARNING



If the product has been dropped or the casing has been damaged, there may be the possibility of an electric shock. Unplug the product from the electrical socket and call your Lenovo customer service.

CAUTION

If the product becomes unusually hot, releases smoke, generates any strong smells, or if you accidentally spill any liquid on it, immediately unplug the product from the electrical socket. Call your Lenovo customer service.

Important

If the product does not operate normally when the operating instructions are followed, adjust only those controls that are covered by the operating instructions. Incorrect adjustment of other controls may result in damage and will often require extensive work by a qualified technician to restore the product to normal operation.

Product Warranty & Liability

Lenovo shall not be liable for any loss or damage that may arise from the use of the information contained herein (including, without limitation, any direct, special or consequential damages). Nothing contained herein shall affect any existing product warranty, or be construed as granting any additional product warranty.

Approval Information (M8900DNF only)

THIS EQUIPMENT IS DESIGNED TO WORK WITH A TWO WIRE ANALOGUE PSTN LINE FITTED WITH THE APPROPRIATE CONNECTOR.

Lenovo advises that this product may not function correctly in a country other than where it was originally purchased, and does not offer any warranty in the event that this product is used on public telecommunication lines in another country.

IEC60825-1:2007 Specification

This product is a Class 1 laser product as defined in IEC60825-1:2007 specifications. The label shown below is attached in countries where required.

This product has a Class 3B Laser Diode which emits invisible laser radiation in the Laser Unit. The Laser Unit should not be opened under any circumstances.



Internal Laser radiation

Wave length: 775 - 810 nm

Output: 15 mW max.

Laser Class: Class 3B



WARNING

Use of controls, adjustments or performance of procedures other than those specified in this manual may result in hazardous radiation exposure.

Disconnect device

CAUTION

This product must be installed near an electrical socket that is easily accessible. In case of emergencies, you must disconnect the power cord from the electrical socket to shut off power completely.

LAN connection (Network models only)

CAUTION

DO NOT connect this product to a LAN connection that is subject to over-voltages.

Radio interference

This product complies with EN55022 (CISPR Publication 22)/Class B.

Trademarks

Lenovo, Lenovo 联想, 联想, and other Lenovo markings or identification are either trademarks or registered trademarks of Lenovo (Beijing) Limited or its affiliates in Chinese Mainland and/or other countries/territories.

Microsoft, Windows, Windows Server, Outlook and Internet Explorer are either registered trademarks or trademarks of Microsoft Corporation in the United States and/or other countries.

Windows Vista is either a registered trademark or trademark of Microsoft Corporation in the United States and/or other countries.

Apple, iPad, iPhone, iPod touch, Macintosh, Safari and Mac OS are trademarks of Apple Inc., registered in the U.S. and other countries.

Linux is the registered trademark of Linus Torvalds in the U.S. and other countries.

UNIX is a registered trademark of The Open Group in the United States and other countries.

Intel and Pentium are trademarks of Intel Corporation in the U.S. and other countries.

AMD is a trademark of Advanced Micro Devices, Inc.

Adobe, Illustrator, Photoshop, PostScript and PostScript 3 are either registered trademarks or trademarks of Adobe Systems Incorporated in the United States and/or other countries.

Corel and CorelDRAW are trademarks or registered trademarks of Corel Corporation and/or its subsidiaries in Canada, the United States and/or other countries.

Wi-Fi Direct, Wi-Fi Protected Setup, WPA, WPA2, and Wi-Fi Protected Access are marks of the Wi-Fi Alliance.

Wi-Fi CERTIFIED, Wi-Fi and Wi-Fi Alliance are registered marks of the Wi-Fi Alliance.

AOSS is a trademark of Buffalo Inc.

Android is a trademark of Google Inc.

Each company whose software title is mentioned in this manual has a Software License Agreement specific to its proprietary programs.

Any trade names and product names of companies appearing on Lenovo products, related documents and any other materials are all trademarks or registered trademarks of those respective companies.

Open Source Licensing Remarks

This product includes open-source software.

Please see Open Source Licensing Remarks and Copyright information on the supplied CD-ROM.

(For Windows®) "X:\License.pdf" (where X is your drive letter).

(For Macintosh) Double-click the CD-ROM icon on your desktop. Then double-click the **Utilities** icon. License.pdf will appear.

Copyright and License

©2012 Lenovo (Beijing) Limited. All rights reserved.

This product includes software developed by the following vendors:

©1983-1998 PACIFIC SOFTWARES, INC. ALL RIGHTS RESERVED.

©2008 Devicescape Software, Inc. All rights reserved.

This product includes the "KASAGO TCP/IP" software developed by ZUKEN ELMIC, Inc.

Other Information

FlashFX® is a registered trademark of Datalight, Inc.

FlashFX® Copyright 1998-2010 Datalight, Inc.

U.S. Patent Office 5,860,082/6,260,156

FlashFX® Pro™ is a trademark of Datalight, Inc.

Reliance™ is a trademark of Datalight, Inc.

Datalight® is a registered trademark of Datalight, Inc.

Copyright 1989-2010 Datalight, Inc., All Rights Reserved

Unlawful use of copying equipment (M8600DN and M8900DNF only)

It is an offence to make reproductions of certain items or documents with the intent to commit fraud. The following is a non-exhaustive list of documents which it may be unlawful to produce copies of. We suggest you check with your legal adviser and/or the relevant legal authorities if in doubt about a particular item or document:

- Currency
- Bonds or other certificates of debt
- Certificates of Deposit
- Armed forces service or draft papers
- Passports
- Postage stamps (cancelled or uncanceled)
- Immigration papers
- Welfare documents
- Cheques or drafts drawn by governmental agencies
- Identifying badges or insignias

In addition, driving licenses and/or Certificates of Title to motor vehicles may not be copied under certain national laws.

Copyrighted works cannot be copied lawfully, subject to the “fair dealing” exception relating to sections of a copyrighted work. Multiple copies would indicate improper use. Works of art should be considered the equivalent of copyrighted works.

lenovo